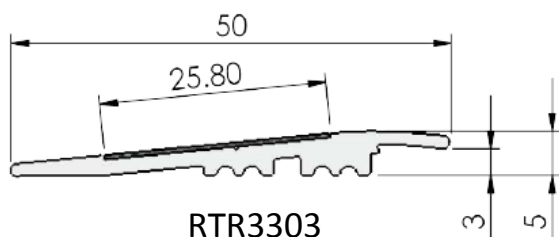
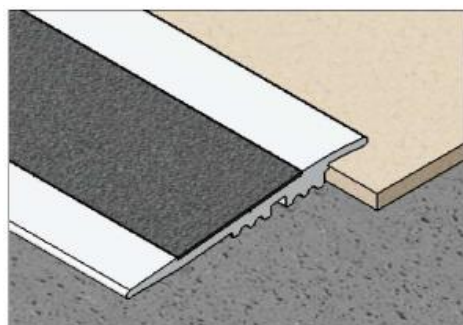


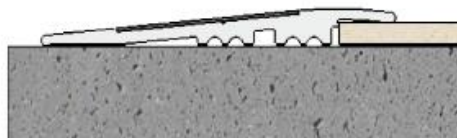
RETRO-FIT TRANSITION RAMP – RTR3303



RTR3303



RTR3303 with ASAT2520 insert



Typical installation

- ✓ Allows for gradual transition between floor finishes from 3mm to 5mm rise
- ✓ Supplied in 3.3m lengths
- ✓ Available in Silver anodised finish
- ✓ **Compliance**
- ✓ Designed for a maximum gradient of 1 in 8 to the requirements of AS1428.1-2009
- ✓ For use with ASAT2520 Anti-Slip Tape (Sold Separately) tested to slip resistance standard AS4586.2013 with a slip rating of P5

CODE	DESCRIPTION	PK QTY
RTR3303	RETRO-FIT TRANSITION SILVER 33M (SUITS 3MM-5MM) – USE WITH ASAT2520 INSERT	10

Installation instructions

Ensure surface is dry and free from dust, loose particles, oils and grease. Cut RTR3303 to required length and secure in place with MJS GF400 construction adhesive. Can be drilled and countersunk for screw fixing if additional strength is required.

Insert installation

ASAT2520 Anti-Slip tape – 25mm wide P5 Slip Rating to requirements of AS4586:2013 (Sold Separately)

Ensure surface is dry and free from dust, loose particles, oils and grease. Cut the ASAT2520 Anti-slip tape to length required, correctly position prior to bringing tape into contact with the insert channel and apply to surface. Complete by using a hand roller, pressing enough to bring both surfaces into contact.

Safety statement: When cutting or drilling aluminium we recommend the use of safety glasses and gloves.

Disclaimer: Whilst this profile complies to the above noted standards we recommend that the transition ramp selection is approved by the Project Certifier or Access Consultant prior to installation. It is the responsibility of the customer to confirm the compliance requirements for their project.

