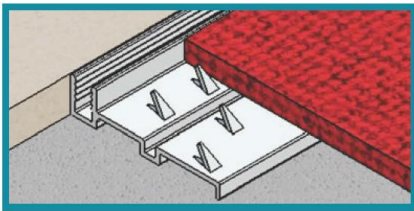
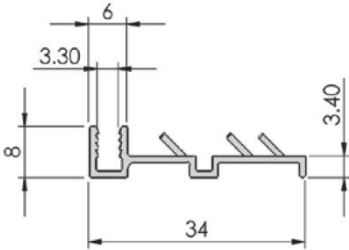




# MULTI-PURPOSE BARS

## MJ21

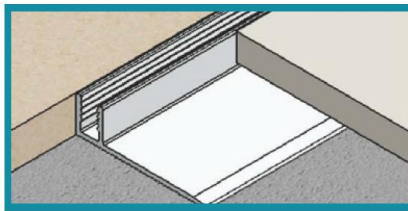
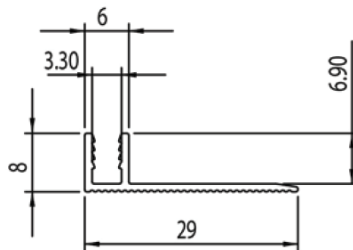
### Multi-Base (Pinned)



Used with conventionally installed carpet abutting ceramics or wooden floating floors.

## MJ22

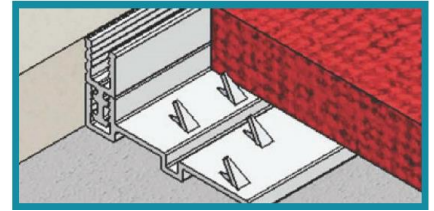
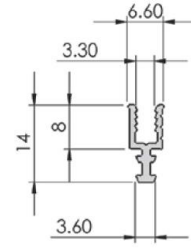
### Multi-Base (Pinless)



Used with stick down carpets or vinyl sheet. Abutting floors of greater height.

## MJ26

### Multi-Extension Channel



Used with base to extend height to meet hard floors..

## Product specifications

Product code:	MJ21	MJ22	MJ26
Overall length:	3.3m	3.3m	3.3m
Horizontal width:	34mm	29mm	6.6mm
Finish:	Mill - Not anodised	✓	✓
Pinned:	✓		
Lengths per carton:	20	20	20

## Installation instructions

1. Measure and cut to required size
2. For wooden sub-floors, Multi-Bases are recommended to be fixed by nailing with a ring shank flooring nail regularly in the pre-formed holes (nails sold separately).
3. For concrete sub-floors, Multi-Bases may be fixed by nailing with concrete flooring nails, or adhering by using products such as MJS GF400 adhesive.
4. Where a higher hard surface abuts carpet or vinyl, the use of a Multi-Extension Channel is recommended. Simply align the Multi-Extension Channel above the Multi-Base and tap or press down until it locks into place.
5. Finish installation with the desired type of edge cap in the required colour.

**Safety statement:** When cutting or drilling aluminium we recommend the use of safety glasses and gloves.

